

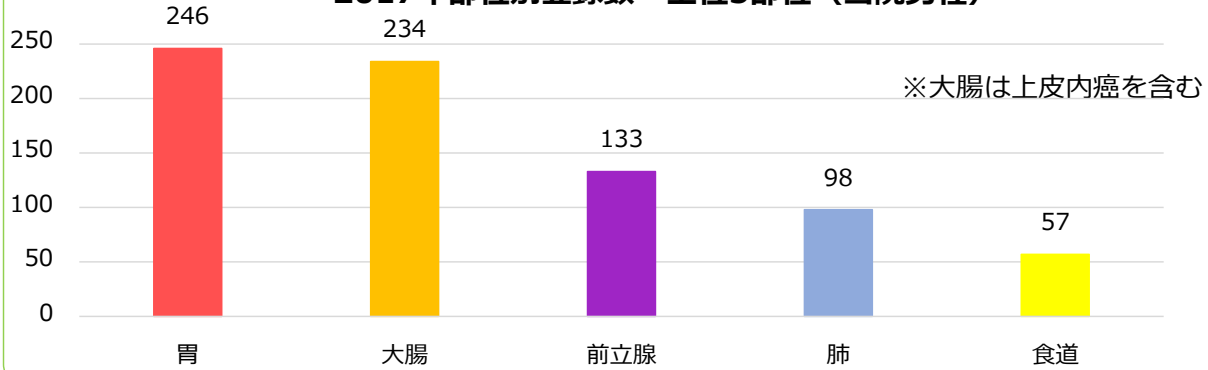
② 部位別全登録数の推移

当院部位別全登録数と割合

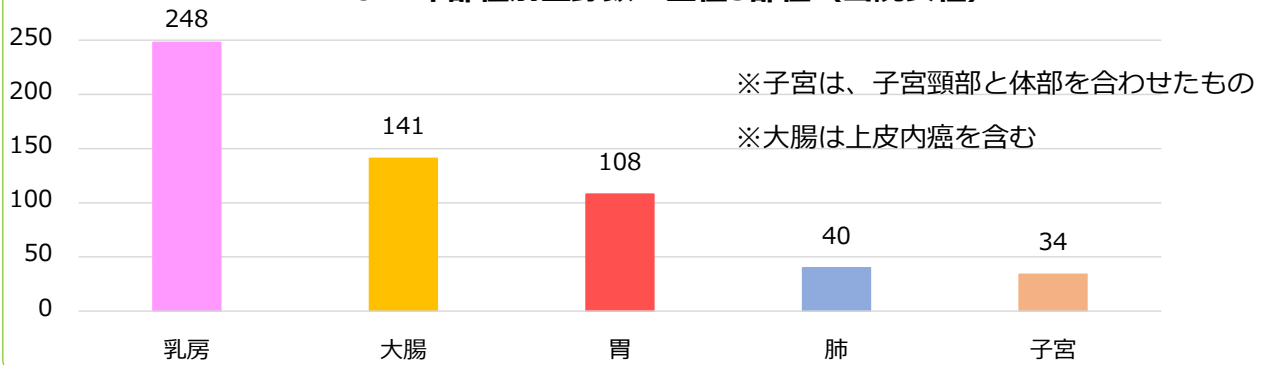
| 診断年 | 2008年 | | 2009年 | | 2010年 | | 2011年 | | 2012年 | |
|-------------|-------|--------|-------|--------|-------|--------|-------|--------|-------|--------|
| | 件数 | (%) | 件数 | (%) | 件数 | (%) | 件数 | (%) | 件数 | (%) |
| 胃 | 303 | 23.3% | 314 | 21.5% | 318 | 19.9% | 317 | 19.7% | 316 | 18.4% |
| 大腸(結腸+直腸) | 205 | 15.8% | 218 | 14.9% | 258 | 16.2% | 267 | 16.6% | 297 | 17.2% |
| 肝臓 | 30 | 2.3% | 39 | 2.7% | 49 | 3.1% | 43 | 2.7% | 41 | 2.4% |
| 肺 | 115 | 8.8% | 130 | 8.9% | 149 | 9.3% | 159 | 9.9% | 142 | 8.2% |
| 乳房 | 161 | 12.4% | 189 | 12.9% | 184 | 11.5% | 164 | 10.2% | 207 | 12.0% |
| 前立腺 | 65 | 5.0% | 63 | 4.3% | 62 | 3.9% | 97 | 6.0% | 104 | 6.0% |
| 頭頸部 | 75 | 5.8% | 61 | 4.2% | 70 | 4.4% | 69 | 4.3% | 69 | 4.0% |
| 食道 | 59 | 4.5% | 53 | 3.6% | 55 | 3.5% | 76 | 4.7% | 72 | 4.2% |
| 胆嚢・胆管 | 43 | 3.3% | 45 | 3.1% | 26 | 1.6% | 37 | 2.3% | 45 | 2.6% |
| 膵臓 | 31 | 2.4% | 38 | 2.6% | 61 | 3.8% | 51 | 3.2% | 46 | 2.7% |
| 皮膚(皮膚黒色腫含む) | 6 | 0.5% | 14 | 1.0% | 10 | 0.6% | 6 | 0.4% | 12 | 0.7% |
| 子宮(頸部+体部) | 42 | 3.2% | 38 | 2.6% | 48 | 3.0% | 55 | 3.4% | 69 | 4.0% |
| 卵巣 | 18 | 1.4% | 15 | 1.0% | 16 | 1.0% | 12 | 0.7% | 28 | 1.6% |
| 膀胱 | 36 | 2.8% | 66 | 4.5% | 66 | 4.1% | 52 | 3.2% | 67 | 3.9% |
| 腎・その他尿路 | 27 | 2.1% | 39 | 2.7% | 43 | 2.7% | 56 | 3.5% | 53 | 3.1% |
| 脳、中枢神経腫瘍 | 12 | 0.9% | 17 | 1.2% | 22 | 1.4% | 15 | 0.9% | 22 | 1.3% |
| 造血器 | 40 | 3.1% | 63 | 4.3% | 74 | 4.6% | 66 | 4.1% | 57 | 3.3% |
| その他 | 33 | 2.5% | 60 | 4.1% | 83 | 5.2% | 68 | 4.2% | 75 | 4.4% |
| 合計 | 1,301 | 100.0% | 1,462 | 100.0% | 1,594 | 100.0% | 1,610 | 100.0% | 1,722 | 100.0% |

| 診断年 | 2013年 | | 2014年 | | 2015年 | | 2016年 | | 2017年 | |
|-------------|-------|--------|-------|--------|-------|--------|-------|--------|-------|--------|
| | 件数 | (%) | 件数 | (%) | 件数 | (%) | 件数 | (%) | 件数 | (%) |
| 胃 | 321 | 18.8% | 347 | 19.1% | 321 | 17.0% | 349 | 18.4% | 354 | 18.9% |
| 大腸(結腸+直腸) | 299 | 17.5% | 368 | 20.3% | 424 | 22.4% | 372 | 19.7% | 375 | 20.0% |
| 肝臓 | 47 | 2.8% | 51 | 2.8% | 43 | 2.3% | 41 | 2.2% | 39 | 2.1% |
| 肺 | 149 | 8.7% | 155 | 8.5% | 147 | 7.8% | 136 | 7.2% | 138 | 7.4% |
| 乳房 | 197 | 11.5% | 169 | 9.3% | 208 | 11.0% | 234 | 12.4% | 248 | 13.3% |
| 前立腺 | 99 | 5.8% | 112 | 6.2% | 131 | 6.9% | 138 | 7.3% | 133 | 7.1% |
| 頭頸部 | 67 | 3.9% | 90 | 5.0% | 91 | 4.8% | 39 | 2.1% | 42 | 2.2% |
| 食道 | 76 | 4.5% | 71 | 3.9% | 87 | 4.6% | 96 | 5.1% | 60 | 3.2% |
| 胆嚢・胆管 | 32 | 1.9% | 38 | 2.1% | 48 | 2.5% | 34 | 1.8% | 44 | 2.4% |
| 膵臓 | 58 | 3.4% | 59 | 3.3% | 63 | 3.3% | 73 | 3.9% | 81 | 4.3% |
| 皮膚(皮膚黒色腫含む) | 9 | 0.5% | 11 | 0.6% | 13 | 0.7% | 15 | 0.8% | 9 | 0.5% |
| 子宮(頸部+体部) | 68 | 4.0% | 47 | 2.6% | 37 | 2.0% | 51 | 2.7% | 34 | 1.8% |
| 卵巣 | 23 | 1.3% | 14 | 0.8% | 16 | 0.8% | 20 | 1.1% | 20 | 1.1% |
| 膀胱 | 64 | 3.7% | 58 | 3.2% | 57 | 3.0% | 69 | 3.6% | 60 | 3.2% |
| 腎・その他尿路 | 50 | 2.9% | 56 | 3.1% | 59 | 3.1% | 46 | 2.4% | 65 | 3.5% |
| 脳、中枢神経腫瘍 | 17 | 1.0% | 23 | 1.3% | 27 | 1.4% | 35 | 1.8% | 19 | 1.0% |
| 造血器 | 58 | 3.4% | 65 | 3.6% | 63 | 3.3% | 68 | 3.6% | 75 | 4.0% |
| その他 | 73 | 4.3% | 81 | 4.5% | 54 | 2.9% | 76 | 4.0% | 75 | 4.0% |
| 合計 | 1,707 | 100.0% | 1,815 | 100.0% | 1,889 | 100.0% | 1,892 | 100.0% | 1,871 | 100.0% |

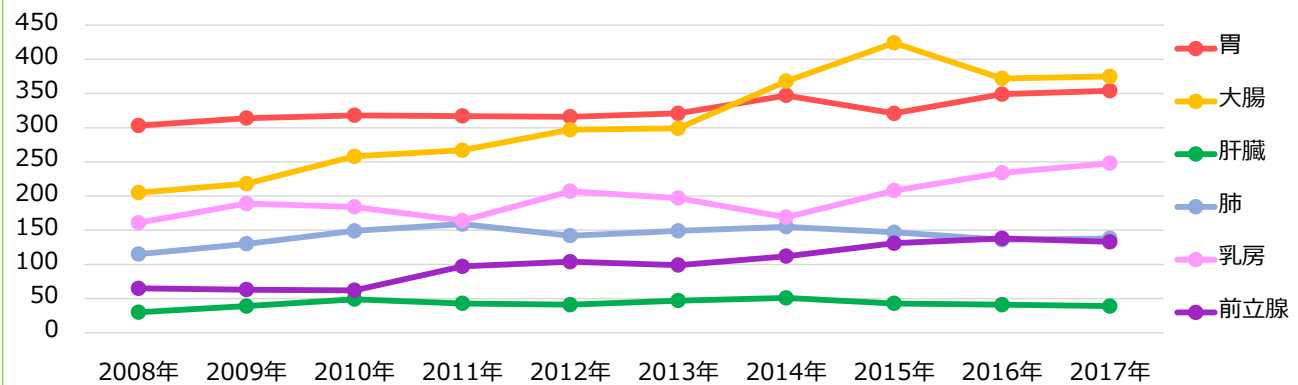
2017年部位別登録数 上位5部位（当院男性）



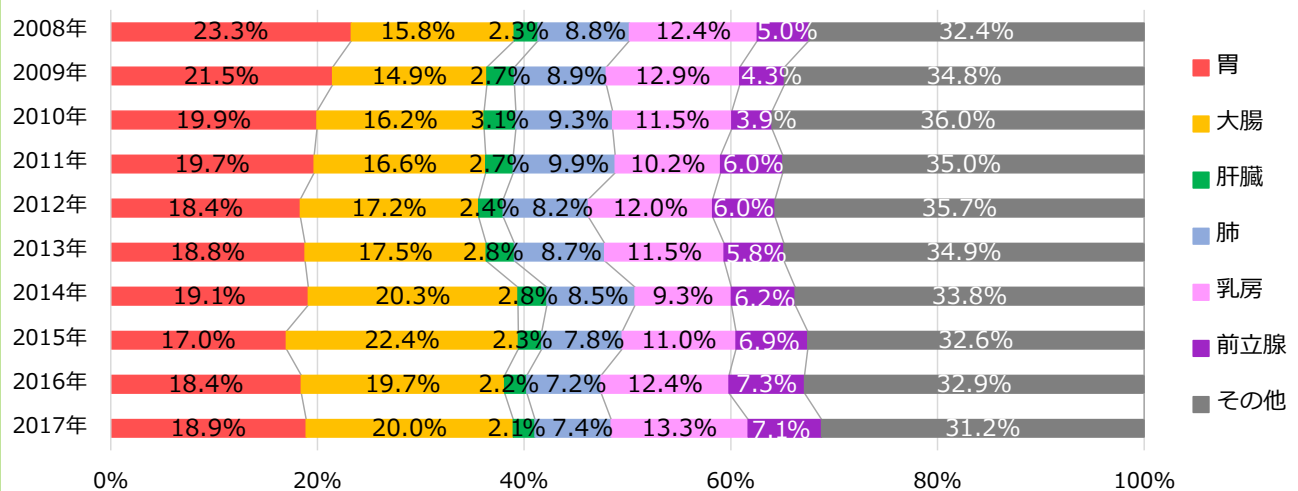
2017年部位別登録数 上位5部位（当院女性）



主要部位別登録数の推移



主要部位別登録割合の推移



※主要部位：5大がん（胃、大腸、肝臓、肺、乳房）+前立腺

※主要部位以外のがんが『その他』に含まれます。